






St Joseph Class

# St Mary's Catholic Primary Academy Curriculum Overview

Lent 2

Year 1



 <b>Religious Education</b> <ul style="list-style-type: none"> <li>Meals.</li> <li>Change.</li> </ul>	<b>English</b> <b>Whole Class Reading text:</b> A Variety of Texts from our Class Reading Spine. <b>Writing genres:</b> Diverse/stories from other cultures- Handa's Surprise. Stories with an Imaginary Setting- The Proudest Blue. (World Book Day- 6 <sup>th</sup> March)		 <b>Maths</b> <b>Number:</b> Place Value (within 50) <b>Measurement:</b> Length and Height, Mass and Volume The children will use manipulatives to support their learning, such as counters, cubes, tens frames and part whole models.
 <b>RSHE</b> Religious understanding <ul style="list-style-type: none"> <li>Personal relationships</li> <li>Keeping safe</li> </ul>	<b>Geography: Our Local Area</b> Children will : <ul style="list-style-type: none"> <li>know what a map is and its purpose.</li> <li>know features of a simple map.</li> <li>know that symbols are used on maps.</li> <li>know that there are different types of homes in our local area.</li> <li>go on field trip to explore the human and physical features within our local area.</li> <li>know how to create a simple map using basic symbols</li> </ul>		<b>Design Technology: Food- Design, make and evaluate a smoothie.</b> In DT we will learn how to: <ul style="list-style-type: none"> <li>identify a fruit.</li> <li>describe where fruit and vegetables grow.</li> <li>practice food preparation skills.</li> <li>select ingredients for a recipe.</li> <li>apply food preparation skills to a recipe.</li> <li>evaluate against the design brief.</li> </ul>
<b>PE</b> <ul style="list-style-type: none"> <li>Mondays: Outdoor PE- Sending and Receiving.</li> <li>Thursdays: Indoor PE – Ball Skills.</li> </ul>	 <b>Key Dates</b> 28 <sup>th</sup> March – Roots to Food 4 <sup>th</sup> April – Living Stations of the Cross 2pm – All Welcome		<b>Music: “Round and round”</b>  <ul style="list-style-type: none"> <li>Sing collectively at the same pitch.</li> <li>Respond to simple visual instructions.</li> <li>Listen, review, and evaluate music.</li> <li>Walk, move, and clap a steady beat.</li> <li>Follow pictures/symbols to guide playing.</li> <li>Begin to understand basic rhythm notation.</li> <li>Perform short patterns keeping in time with a beat.</li> </ul>
<b>Read, Write, Inc (Phonics)</b> All children in Year 1 will be taught phonics in small ability groups during the first lesson of each day. The reading scheme book they bring home matches the colour phonics group that they are learning in. Please read and discuss this book with your child daily. We hope that after reading their book 3 times they are ready to change it for a new one.			<b>Computing- DATA AND INFORMATION –</b> Grouping data Know how to label and describe objects. Know how to count objects. Know how to answer questions about groups of objects. 