





 <p>Religious Education</p> <ul style="list-style-type: none"> Holidays and Holydays Being Sorry 	<p>English</p> <p>Whole Class Reading text: A Variety of Texts from our Class Reading Spine.</p> <p>Writing genres: Poetry and Recount.</p>	 <p>Maths</p> <p>Number: Multiplication and Division Fractions</p> <p>Geometry: Position and Direction</p>
 <p>RSHE</p> <ul style="list-style-type: none"> Created to Love others Being Safe 	<p>History: Homes Past and Present</p> <p><u>Children will know :</u> the periods of time of homes in the past- Medieval, Tudor, Georgian and Victorian, the features of homes built a long time ago- thatched roof etc. the terms relating to the passing of time-modern, old, a long time ago. the similarities and differences between modern houses and houses built a long time ago. some of the features of Victorian houses and what they were used for- milk churn, mangle, bathtub, copper kettle, dolly tub, chamber pot, steel iron, candle. how to compare the features of a Victorian home with those in a modern home.</p>	<p>Art and Design: Drawing Skills</p> <p><u>In Art we will learn how to:</u> investigate the different shades of drawing pencil and how they are labelled. demonstrate using tone in drawings. use shading when drawing still life. sketch fruit and vegetables using tonal techniques. exhibit their work with a short explanation.</p>
<p>PE</p> <ul style="list-style-type: none"> Wednesdays: Indoor PE- Net and Wall Skills. Thursdays: Outdoor PE – Striking and Fielding 	<p>Key Dates</p> <p>Tuesday 16th April: Start of Term Friday 26th April: Class Photographs Monday 6th May: Bank Holiday school closed Thursday 9th May: Ascension Mass 10am helpers required Friday 17th May: Year 1 Visit to Belton House, form to complete Friday 24th May: May Procession 14:00 parents welcome Friday 24th May: Last Day of Term</p>	<p>Music: "Imagination".</p> <p>Pupils will compose music as a class and then perform that music (basic rhythms – not necessarily with notation).</p>  <p>Computing- CREATING MEDIA – Digital writing Know how to use a computer to write. Know how to add and remove text. Know how to identify that the look of text can be changed on a computer Know how to make careful choices when changing text Know how to explain why I used the tools that I chose Know how to compare typing to writing on paper.</p> 