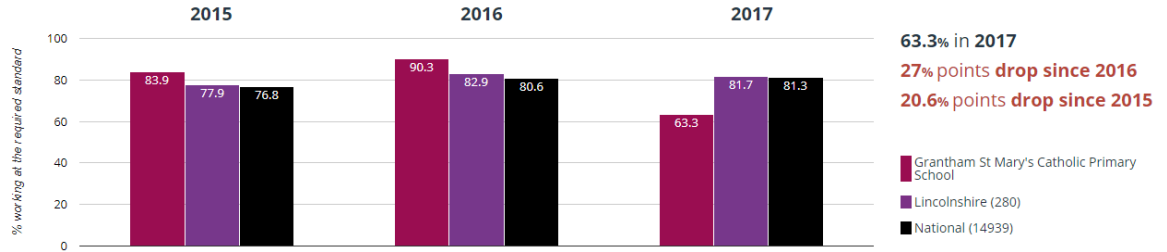


Pupil Performance 2016-17

Year One Phonics

Year 1: Working At

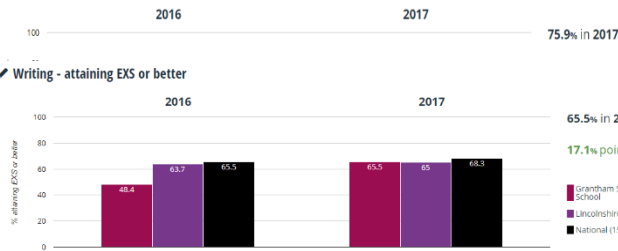


Key Stage One

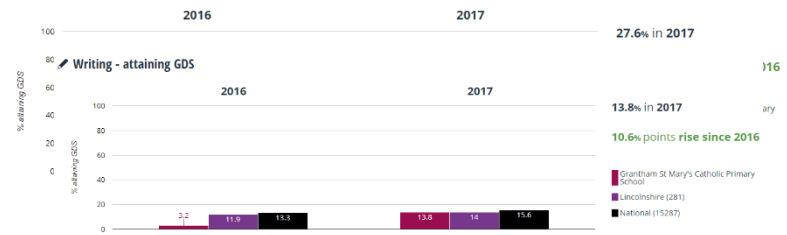
% of children at expected

% of children at Greater Depth

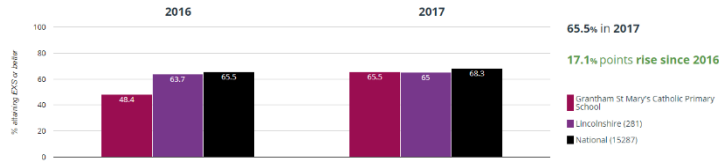
Reading - attaining EXS or better



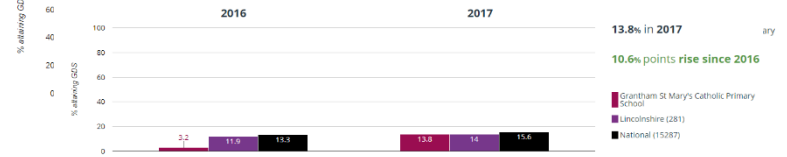
Reading - attaining GDS



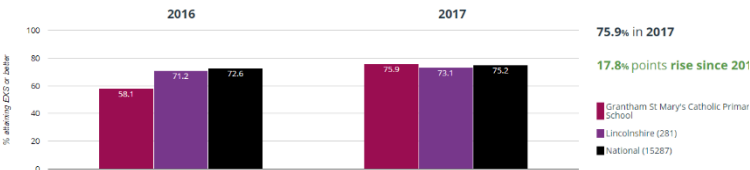
Writing - attaining EXS or better



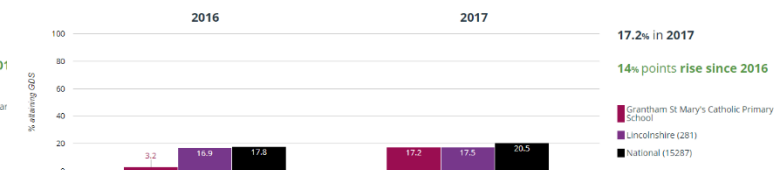
Writing - attaining GDS



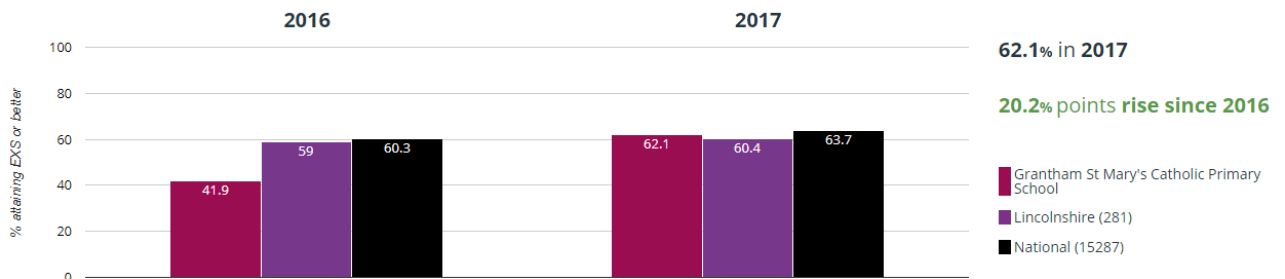
Maths - attaining EXS or better



Maths - attaining GDS



RWM - attaining EXS or better



Key stage Two - 31 children

% at Expected

| Subject | School 15/16 | School 16/17 | National 15/16 |
|----------|--------------|--------------|----------------|
| Reading | 68% | 66% | 66% |
| Writing | 71% | 72% | 78% |
| Maths | 71% | 69% | 66% |
| SPAG | 84% | 72% | 76% |
| R, W & M | 55% | 52% | 52% |

% at Greater Depth

| Subject | School 15/16 | School 16/17 | National 15/16 |
|----------|--------------|--------------|----------------|
| Reading | 16% | 14% | 11% |
| Writing | 10% | 12% | 10% |
| Maths | 0% | 10% | 10% |
| SPAG | 23% | 21% | 15% |
| R, W & M | 0% | | |

Scaled Score & Progress

| Subject | Av Scaled Score 2016 | National - 2016 | Progress 2016 | Av Scaled Score 2017 | Progress 2017 |
|---------|----------------------|-----------------|---------------|----------------------|---------------|
| Reading | 102 | 102.6 | 0.6 | | +1.7 |
| Writing | - | | -0.3 | | +0.4 |
| Maths | 101 | 103 | -0.2 | | +0.1 |
| SPAG | 104 | 104 | - | | |
| RWM | - | | - | | |

EYFS 2016/17

★ Good Level Of Development

